



Quality Foundation Repair

**A Comprehensive
Guide to
Foundation Repair**



The Importance of a Strong Foundation

Your home is one of the most significant investments you'll ever make. It's where you raise your family, celebrate milestones, and create memories that will last a lifetime. But beneath the walls and roof that protect you and your loved ones lies something just as crucial: the foundation. It's easy to overlook, but a strong, stable foundation keeps your home safe, secure, and standing tall.

At Quality Foundation Repair, we understand the vital role that your foundation plays in the overall health of your home. We also know that discovering issues with your foundation can be stressful and overwhelming. That's why we've created this comprehensive guide—to help you understand the importance of foundation maintenance, recognize the signs of potential problems, and learn about the solutions available to you.

This guide is designed to be a valuable resource for homeowners, whether you're dealing with an existing foundation issue or simply want to learn more about protecting your home. We've compiled over 70 years of combined experience into these pages, covering everything from the basics of foundation types to in-depth explanations of repair processes.

Why You Can Trust Us

You need a company you can trust when it comes to something as important as your home's foundation. Quality Foundation Repair has earned a reputation as Austin's leading pier and beam foundation repair expert. Our dedication to quality craftwork, customer service, and attention to detail has earned us numerous awards, including the Angie's List Super Service Award and an A+ Rating with the Better Business Bureau. We're also proud of our 5-star ratings on Yelp, reflecting the satisfaction of the homeowners we've served over the years.

But we're more than just accolades and experience. We're a team of professionals who are passionate about helping our community. We know that foundation problems can disrupt your life and cause anxiety, which is why we're committed to providing honest, transparent, and reliable service. When you choose Quality Foundation Repair, you're choosing peace of mind.

What You'll Learn in This Guide

This guide is divided into several chapters, each focusing on a specific aspect of foundation repair. Whether you're dealing with a pier and beam foundation or a slab foundation, we've got you covered.

Here's what you can expect:

- **Introduction to Foundation Repair:** Learn about the common symptoms of foundation issues and why early intervention is crucial.
- **Pier and Beam Foundation Repair:** Learn about the unique challenges of pier and beam foundations and how our specialized repair process can restore your home's stability.
- **Foundation Inspection and Diagnosis:** Discover the importance of regular inspections and how our team assesses the condition of your foundation.
- **Slab Foundation Repair:** Understand the specific issues related to slab foundations and our techniques to fix them.
- **House Leveling Services:** Learn about the process of leveling a home and why it's

essential for maintaining your home's integrity.

- **Residential Foundation Services:** Explore our full range of services and how we can help protect your home from future foundation problems.
- **Frequently Asked Questions:** Get answers to homeowners' most common questions about foundation repair.



Chapter 1: The Foundations of Home Stability

foundation's integrity over time, leading to issues that, if left unchecked, can become costly and potentially dangerous.

Common Causes of Foundation Issues:

Soil Movement: Changes in the soil beneath your home—such as expansion, contraction, or erosion—are the most common causes of foundation problems. When the soil shifts, it can cause the foundation to settle unevenly, leading to cracks and structural damage.

Water Damage: Excess moisture from poor drainage, plumbing leaks, or flooding can weaken the soil and cause the foundation to shift or crack. Conversely, drought conditions can cause the soil to contract, creating gaps your foundation can settle into.

Your home is more than just a building—it's your sanctuary, refuge, and one of your most significant investments. But like any valuable investment, it requires regular care and attention to ensure its longevity and safety. At the core of your home's stability is its foundation. Understanding the importance of a strong foundation and the potential issues that can arise is the first step in protecting your home for the long term.

Understanding Foundation Problems

Foundations support your home, distributing its weight evenly across the ground and guaranteeing it remains level and stable. However, different factors can compromise a



Our Commitment to You

At Quality Foundation Repair, we are dedicated to making the foundation repair process as smooth and stress-free as possible. We're here to guide you every step of the way, from the initial inspection to the final touches of the repair process. Our commitment to delivering high-quality work that stands the test of time ensures you can feel confident in the safety and stability of your home.

Thank you for choosing Quality Foundation Repair. We're honored to be your trusted partner in protecting your most valuable investment—your home. Your trust in us is greatly appreciated.

Let's begin your journey to understanding and maintaining a solid foundation.



Poor Construction: Foundations that are poorly designed or constructed may be more susceptible to problems. These problems may have been caused by insufficient reinforcement, a lack of drainage system, subpar materials, or something else.

Tree Roots: Large trees planted too close to your home can cause problems as their roots grow and spread, displacing soil and putting pressure on your foundation.

Recognizing the Signs of Foundation Problems

Early detection is critical to preventing minor issues from becoming major headaches. Here are some warning signs that your foundation may be compromised:

Cracks in Walls and Ceilings: Hairline cracks probably aren't anything to worry about. However, large or widening cracks, especially those that appear in a zigzag pattern, are a sign of structural movement.

Uneven or Sloping Floors: Floors no longer level can indicate that your foundation is settling unevenly. You may also notice gaps between the floor and the baseboards.

Sticking Doors and Windows: If doors or windows are suddenly difficult to open or close, it could be due to the shifting of your foundation, which can cause frames to become misaligned.

Gaps Around Window Frames or Exterior Doors: As your foundation moves, gaps can appear between the walls and the frames of windows or doors, allowing drafts and moisture to enter your home.

Basement or Crawl Space Water Intrusion: Water in your basement or crawl space can indicate foundation cracks or inadequate drainage, requiring immediate attention.



Why Timely Foundation Repair is Essential

Ignoring the early signs of foundation problems can lead to more severe damage and higher repair costs down the road. When your foundation shifts or cracks, it can compromise the structural integrity of your entire home, leading to issues such as:

Structural Damage: As the foundation weakens, the walls, floors, and roof shift, resulting in extensive and expensive repairs.

Decreased Home Value: A home with foundation problems can be harder to sell and may lose significant market value. Even if you're not planning to sell, maintaining your home's value is crucial for your long-term financial well-being.

Safety Hazards: A compromised foundation can lead to serious safety concerns, including the risk of structural collapse. Protecting your family's safety should always be the top priority.

Why Choose Quality Foundation Repair?

When it comes to foundation repair, you need a team you can trust—one that brings expertise, dedication, and a track record of success. Quality Foundation Repair stands out as Austin's premier foundation repair specialist for several reasons:

Decades of Expertise: With over 70 years of combined experience, our team has seen it all. We've successfully repaired countless foundations, from minor cracks to major structural issues, and we apply this extensive knowledge to every project we undertake.

Leading Tech for Pier and Beam Foundations: We excel in delivering top-tier solutions for pier and beam foundations, setting us apart from other companies. This specialization allows us to provide the most precise and practical

solutions for these structures, ensuring long-lasting results.



Award-Winning Service: Our commitment to quality and customer satisfaction has earned us numerous awards, including the *Angie's List Super Service Award* and an *A+ Rating with the Better Business Bureau*. These honors reflect our dedication to excellence in every aspect of our work.

5-Star Ratings on Yelp and Google: Our customers consistently rate us highly for our professionalism, attention to detail, and quality of work. These reviews are a testament to our commitment to exceeding customer expectations and providing peace of mind. Here is a sample of a comprehensive review posted on Yelp to showcase our work:

"Having to fix the literal foundation from which your home/investment sits isn't something anyone looks forward to. Fortunately, Quality Foundation Repair can make this task a breeze.

Our family's research & planning for foundation repair started about a year ago. We requested proposals from six different companies within the Austin area. Ultimately, we chose to work with Quality Foundation Repair because of the clear and concise information and options given to us. After reviewing and comparing other bids, including the type of material and methods used to deploy foundation piers (concrete vs. steel), the level of experience with foundation repairs (years of doing business, knowledge of crew), and the trust that we placed in our Project Manager to deliver honest and forthcoming advice, we decided to move forward with Quality Foundation Repair.

For our family, this endeavor took quite a bit of time to come to fruition, and our Project Manager, Zach Y., couldn't have been more gracious and patient with us throughout this process. From our initial visit to the contract signing, Zach came and visited our family on-site twice and responded to numerous questions via email and text. We truly appreciate the space given for us to reach the decision and explore financial options, the follow-up we received when we had questions, and the very clear expectations that were set up front. We knew what would happen with repairs, along with the benefits, risks, and potential complications that might come up along the way.

In addition to a solid Project

Manager, we want to strongly endorse the work crew with us during our project completion. Javier was the crew lead and our point of contact for any on-site questions. He and his team arrived early in the morning, worked efficiently together, and kept us informed of the progress. We could not have been happier working with Javier and each of the crew members who were a part of our Quality Foundation Repair work. Any question in the back of our mind about whether we made the right decision selecting QFR was immediately put to rest when we saw the team's experience in action. We were so impressed by their attention to detail. Everything from keeping the work area clean to the crew's friendliness and the communication of status updates along the way made such a difference for our family. We recommend that QFR make Javier and his crew a model for future QFR team members, as their workmanship was the best we've seen with any repair or remodeling job on any team we've ever worked with.

Repairing your foundation isn't fun, but doing so with a professional team will most definitely make the experience a little easier. We strongly recommended Quality Foundation Repair because of their upfront communication and solid follow-through on their work. Job well done." - **Andrew G.**

The Quality Foundation Repair Promise

At Quality Foundation Repair, we understand that dealing with foundation issues can be overwhelming. That's why we are committed to making the repair process seamless and stress-free. From the initial inspection to the completion of repairs, we will guide you through every step, ensuring your home is safe, secure, and built on a solid foundation.

By choosing Quality Foundation Repair, you select a team that values your home as much as you do. We take pride in our work and are dedicated to delivering the best possible results for every customer.



Chapter 2: Pier and Beam Foundation Repair

Understanding Pier and Beam Foundations

Pier and beam foundations are a common type of foundation used in homes, particularly in older constructions. Unlike slab foundations, which sit directly on the ground, pier and beam foundations elevate the home above the ground, creating a crawl space between the house and the soil. This design offers several benefits, such as easy access to plumbing and electrical systems and the ability to build on uneven or shifting soils. However, it also presents unique challenges that require specialized knowledge to address.

Components of a Pier and

Beam Foundation:

Piers: These vertical supports transfer the house's weight from the beams to the ground. They can be made of concrete, brick, stone, or treated wood and are typically spaced several feet apart.

Beams: Horizontal beams, usually made of wood or steel, run across the piers and support the weight of the home's structure. The beams distribute the load evenly across the piers.

Joists: These smaller, horizontal supports span the beams and provide additional structural stability. They also support the house's floorboards.

The Crawl Space is the area between the ground and the floor inside the home. It can be used for



Common Issues with Pier and Beam Foundations

While pier and beam foundations have their advantages, they are also vulnerable to specific issues that can compromise the stability and safety of your home. Recognizing these problems is crucial to preventing more severe damage.

Sagging or Bouncy Floors

Cause: Over time, the beams and joists in a pier and beam foundation can weaken or rot due to moisture exposure, termite infestations, or age. This can lead to floors that feel soft, bouncy, or uneven.

Solution: Our team at Quality Foundation Repair can reinforce or replace damaged beams and joists, restoring your floors to their original level and stability.

Wood Rot and Termite Damage

Cause: The wooden components of a pier and beam foundation are vulnerable to damage from moisture and pests. Wood rot occurs when wood is exposed to consistent moisture, while termites can cause extensive damage if they infest the foundation.

Solution: We address wood rot by replacing the affected wood with treated lumber that is resistant to moisture and pests. If termite damage occurs, we work closely with pest control professionals to

eliminate the infestation and repair the structural damage.



Shifting or Settling Piers

Cause: Soil conditions can change over time due to erosion, expansive clay, or poor drainage, leading to uneven settling or shifting of the piers and can cause the entire foundation to become unstable.

Solution: We stabilize the foundation by re-leveling the piers, replacing or reinforcing them as needed, and addressing any underlying soil issues that may have contributed to the problem.

Crawl Space Moisture

Cause: Poor ventilation or inadequate drainage around your home can lead to moisture buildup in the crawl space, which can exacerbate wood rot, attract pests, and create a damp, unhealthy environment.

Solution: We improve crawl space conditions by installing proper

drainage systems and sealing areas where moisture might enter. Sometimes, we recommend encapsulating the crawl space to keep it dry and protected.

The Quality Foundation Repair Process

At Quality Foundation Repair, we approach every pier and beam foundation repair with expertise and attention to detail from years of specialization. Here's how we make sure that your home's foundation is restored to its best condition:

Comprehensive Inspection

We start by conducting a comprehensive inspection of your foundation. We meticulously examine the piers, beams, joists, and crawl space to determine the extent of any damage. Additionally, we note any symptoms you may have observed, such as sagging floors or doors that are difficult to open.

Tailored Repair Plan

Based on the inspection, we create a personalized repair plan based on the inspection to address your foundation's specific needs. We offer a detailed explanation of the problems, recommended solutions, and a transparent cost estimate.

Expert Execution

Our experts use high-quality materials and proven methods to

repair and strengthen your foundation. Whether replacing deteriorated wood, re-leveling piers, or enhancing drainage, we ensure that every repair aspect is carried out to the highest standards.

Final Inspection and Quality Assurance

After completing the repairs, we conduct a final inspection to ensure everything is in top condition. We also provide follow-up support to address any questions you may have and to ensure your complete satisfaction.

Long-Term Protection

To prevent future issues, we offer guidance for ongoing maintenance and care of your pier and beam foundation, including regular inspections, moisture control measures, and tips for maintaining your home's stability.

Why Choose a Specialist for Pier and Beam Repairs?

Not all foundation repair companies have the expertise to repair pier and beam foundations effectively. This type of foundation requires specialized knowledge of its unique structure and the specific issues that can arise. Here's why Quality Foundation Repair is your best choice:

Focused Expertise: We specialize in pier and beam foundations, which means we have in-depth knowledge

and experience in diagnosing and repairing the specific problems that affect these structures.

Attention to Detail: We understand that even minor issues with a pier and beam foundation can lead to notable problems if not addressed correctly. Our attention to detail ensures that no aspect of your repair is overlooked.



Commitment to Quality: We use only the highest quality materials and the most advanced repair techniques to ensure your foundation is stable, secure, and built to last.

Customer Satisfaction: Our top priority is your satisfaction. We work closely with you throughout the repair process, keeping you informed and addressing any concerns you may have. Our 5-star ratings and numerous awards reflect our commitment to delivering exceptional service.

Real-Life Success Stories

Case Study: Residence of a Single Mother with Three Kids

Customer Testimonial

Problem: She had been struggling with sticking doors and cracks in their walls for months. Our inspection found that several piers supporting their home had shifted due to soil erosion, causing the foundation to settle unevenly.

Solution: We re-leveled the foundation by installing new, deeper piers and reinforcing the existing beams. We repaired the cracks, and the doors now open and close smoothly. We impressed her with the speed and efficiency of our work.



Chapter 3: Foundation Inspection and Diagnosis

Why Regular Inspections Are Important

Early Detection of Foundation Problems

Regular inspections of your home's foundation are necessary to identify and address potential issues before they escalate into major problems. Early detection can save you time and money, preventing minor issues from evolving into costly repairs.

Common Symptoms Indicating the Need for an Inspection:

Cracks in Walls and Floors: Horizontal, diagonal, or vertical cracks in walls and floors can signal

foundation movement or settlement.

Uneven Floors: Sloping or uneven floors might indicate shifting or settling of the foundation.

Sticking Doors and Windows: Difficulty opening or closing doors and windows can result from foundation movement affecting their alignment.



Gaps Around Windows and Doors: Visible gaps or spaces around windows and doors indicate foundation issues.

Foundation issues, if left untreated, can jeopardize your home's structure and lead to extensive damage. Regular inspections ensure timely identification and resolution of any problems, maintaining your home's safety and stability.

What to Expect During an Inspection

A professional foundation inspection at Quality Foundation Repair

thoroughly assesses your home's foundation and structure.

Visual Examination: Our team will perform a thorough visual inspection of both the interior and exterior of your home to identify any damage or irregularities.



Measurement and Leveling: We will take precise measurements to determine if your foundation is level and to detect any noticeable settling or shifting.

Assessment of Structural Elements: Key structural components such as piers, beams, and supports will undergo evaluation for their condition and effectiveness.

Review of Homeowner Concerns: We will discuss any specific concerns or symptoms you've noticed to ensure a thorough evaluation.

Our goal is to provide a clear and accurate picture of your foundation's health and identify any issues that must be addressed.

Our Inspection Process

How We Conduct Thorough Evaluations of Pier and Beam Foundations

Quality Foundation Repair customizes its inspection process for pier and beam foundations. Here's our assessment approach:

Initial Consultation: We start with a detailed consultation to understand your concerns and any issues you've observed, which helps us focus on areas that may require closer inspection.

Exterior Inspection: Our team examines the exterior of your home, including the foundation perimeter, for visible signs of damage, such as cracks, erosion, or settlement.

Interior Inspection: We assess the interior of your home, focusing on floors, walls, and ceilings for signs of unevenness, cracks, or structural issues.

Foundation Inspection: We conduct a detailed inspection of the



piers and beams, including checking for signs of wood rot, corrosion, or misalignment.


Leveling Assessment: We measure the foundation's level to detect discrepancies and determine the extent of settling or shifting.

Detailed Report: We provide a comprehensive report outlining our findings after the inspection. This report includes any issues detected and our recommended solutions.

Technology and Tools Used in Inspections

To ensure a thorough and accurate assessment, Quality Foundation Repair uses advanced technology and tools:

Laser Leveling Devices: We utilize laser leveling devices to obtain precise measurements and accurately detect leveling issues.



Moisture Meters: Moisture meters help us identify any moisture problems that could indicate water damage or foundation issues.

Structural Scanners: Our structural scanners detect hidden issues within the foundation structure, providing a complete view of potential problems.



These tools enable us to diagnose foundation issues accurately and develop effective repair strategies.

Customizing Solutions Based on the Specific Needs of Your Home

Every home is unique, and so are its foundation needs. After the inspection, we analyze the results and tailor our repair solutions to meet your home's requirements. This personalized approach ensures that the repair plan addresses the root cause of the issues and provides long-term stability.

What Sets Us Apart

- **Our Area of Expertise Lies in Foundation Work:** With our extensive experience as Austin's premier foundation repair specialists, we have developed unparalleled expertise in addressing all types of foundations. Our cutting-edge technology ensures that we can effectively manage any foundation issue, no matter the structure.
- **Commitment to Customer Satisfaction:** We prioritize your peace of mind and strive to make the repair process as stress-free as possible.
- **Transparent Communication:** We keep you informed every step of the way, explaining what's required and addressing any concerns you may have.
- **Our goal is to offer solutions that fix immediate problems and prevent future issues, guaranteeing that your foundation remains stable and secure for years to come.**

Contractor Review of Quality Foundation Repair

For more information or to schedule your no-charge evaluation, contact Quality Foundation Repair at

(512) 572-9299



Chapter 4: Slab Foundation Repair

foundations are less prone to mold problems because there is no air gap beneath the house. The concrete slab provides a solid base, offering good structural support.

Common Slab Foundation Issues

Slab foundations, while generally sturdy, are not immune to problems. Some common issues that homeowners may encounter include:

Cracks in the Foundation: Over time, slab foundations can develop cracks due to soil movement, shrinkage during curing, or external pressures. These cracks can range from minor cosmetic issues to more serious structural concerns.

Foundation Settlement: Soil beneath the slab can shift or erode, leading to uneven settlement, which can cause your foundation to sink or tilt, resulting in structural damage to your home.

Heaving: Expansive soils, common in certain areas, can absorb water and swell, causing the slab to heave or lift. This movement can lead to cracks and misalignment in your home.

Water Intrusion: Poor drainage or plumbing leaks can lead to water accumulation under the slab, weakening the foundation and causing it to crack or settle.

Plumbing Leaks: Slab foundations



often encase plumbing lines. If these pipes leak or break, they can cause soil erosion and lead to foundation settlement or heaving.

Our Approach to Slab Foundation Repair

At Quality Foundation Repair, we meticulously follow a process to ensure the correct and efficient repair of your slab foundation.

Comprehensive Inspection: We thoroughly inspect your slab foundation to identify any visible cracks, signs of settlement, or water intrusion. We also check for any symptoms you may have noticed, such as uneven floors or sticking doors.

Soil Analysis: Understanding the soil conditions around your home is crucial for effective slab foundation repair. We analyze the soil type and moisture content to determine how it may affect your foundation.

Customized Repair Plan: Based on the inspection and soil analysis, we develop a customized repair plan that addresses the root cause of the issue. This plan may include one or more of the following techniques:

Underpinning: involves installing piers or piles beneath the slab to provide additional support and prevent further settlement. We use advanced materials such as steel piers or helical piles for maximum stability.

Understanding Slab Foundations

Differences Between Slab and Pier and Beam Foundations

In Texas, homes typically have one of two foundation types: pier and beam or concrete slab. Each foundation type has its benefits and challenges, making it necessary to understand your home's foundation to ensure it is properly maintained and repaired as needed.

A slab foundation is a solid, continuous concrete surface poured directly on the ground. It includes a framework of reinforcing steel, known as rebar, to enhance its strength and durability. Unlike homes with crawl spaces, slab

Epoxy Injection: For smaller cracks, we may use epoxy injection to fill and seal the cracks, preventing water intrusion and further damage.

Drainage Correction: If poor drainage contributes to your slab foundation issues, we may recommend installing a drainage system to redirect water away from your home.

Plumbing Repairs: If plumbing leaks are causing foundation problems, we work with licensed plumbers to repair or replace damaged pipes and prevent future leaks.

Expert Execution: Our skilled technicians execute the repair plan with precision and care. We use the highest-quality materials and equipment to ensure the repairs are durable and applicable.



Final Inspection: After completing the repairs, we perform a final inspection to ensure that your foundation is stable and all issues have been addressed. We also provide you with maintenance tips to help prevent future problems.

Why Choose Us for House Leveling?

Choosing Quality Foundation Repair for your slab foundation repair needs means teaming up with a company dedicated to excellence in all aspects of our work. Here's what sets us apart:

Experience: With over 70 years of combined experience, we have the knowledge and expertise to handle even the most challenging slab foundation repairs. We use the latest technology and methods to ensure your foundation is repaired to the highest standards.

Customer Satisfaction: Our customers are happy with our results, which have earned us numerous awards and 5-star ratings. We prioritize clear communication, transparency, and a seamless repair experience.

Warranty: We stand by the quality of our work and offer warranties on our slab foundation repairs, giving you peace of mind that your home is protected.

Chapter 5: Residential Foundation Services

Why a Healthy Foundation is Essential

A strong foundation supports the entire structure and helps prevent issues like uneven floors, cracks in the walls, and doors that won't close properly. If your foundation isn't in good condition, it can lead to more serious problems and costly repairs down the line. That's why regular inspections and timely maintenance are so necessary.

Our Foundation Repair Process

Inspection:

Detailed Assessment: We thoroughly inspect your foundation to understand its current condition. We look for any signs of damage or areas that need attention.

Identifying Issues: Our team will discuss any repair issues with you, explaining what we find and how it affects your home.

Free Repair Estimate:

No-Cost Evaluation: We provide a detailed, no-cost estimate for necessary repairs to help you understand the needs and associated costs before any work begins.

Comprehensive Solutions for Homeowners

At Quality Foundation Repair, we're all about making sure your home's foundation is in top shape. We specialize in inspecting and repairing all types of residential foundations, and our highly trained team is here to handle any issues you might face. Whether your home has a pier and beam foundation or a concrete slab foundation, we have the expertise to do the job right.



Professional Repairs:

Quick and Efficient: We pride ourselves on offering fast and professional repairs. We aim to restore your foundation to its best condition with minimal disruption to your daily life.

Ongoing Support:

Expert Guidance: We're here to answer any questions and guide you through the repair process. Our team ensures you're informed every step of the way.

Understanding Foundation Types

In Texas, there are two main types of foundations you might encounter:

1. Pier and Beam Foundations

Description: This type of foundation uses piers dug into the ground to support a framework of wooden or steel beams, which in turn support the house. A crawl space is underneath, making accessing plumbing and electrical systems easier.



Advantages: Pier and beam foundations offer easy access to utilities and are more flexible in areas with unstable soil.

2. Concrete Slab Foundations:

Description: A slab foundation consists of a solid concrete slab poured over a reinforcing steel framework or rebar. Unlike pier and beam foundations, there is no crawl space under a slab foundation.



Advantages: Slab foundations are closer to the ground, reducing mold issues compared to homes with crawl spaces. They are common in newer homes built since the late 1960s.

Why Choose Quality Foundation Repair?

- 1. **Expertise:** Our team is highly skilled in inspecting and repairing pier-and-beam and concrete slab foundations. We know the ins and outs of each foundation type and how to address specific issues.
- 2. **Professional Service:** We are committed to providing prompt and professional repairs. We take pride in our work and aim to deliver the best possible results for your home.
- 3. **Free Estimates:** We offer free, no-obligation estimates for necessary repairs, so you know what to expect.
- 4. **Peace of Mind:** With Quality Foundation Repair, you can trust that your foundation is in good hands. We'll help you keep your home's foundation strong and stable, ensuring a safe and comfortable living environment.





Chapter 6: The Quality Foundation Repair Difference

5-Star Rating on Yelp:
Demonstrating our ongoing
commitment to customer
satisfaction.

Customer Reviews

“Quality Foundation Repair was fantastic from start to finish. They offered honest assessments, clear communication, and high-quality work. They made sure everything was handled professionally and efficiently.” - P. York

“Exceptional service from Quality Foundation Repair. Their team provided a thorough inspection, clear explanations, and effective solutions for our foundation issues. Highly recommended for their professionalism and expertise.” - Z. Mazcuri

“We had a great experience with Quality Foundation Repair. They addressed our foundation concerns with precision and care, delivering results that exceeded our expectations. Their customer service is top-notch.” - A. Williams

What Sets Us Apart

At Quality Foundation Repair, we aim to provide exceptional foundation repair services backed by over 70 years of combined experience. Our commitment to excellence has earned us numerous awards and accolades, reinforcing our reputation as a trusted foundation repair specialist in Austin.

Awards and Recognition

Angie’s List Super Service Award: Celebrating our dedication to superior customer service.

A+ Rating with the BBB: Reflecting our consistent quality and reliability.

Why Quality Foundation Repair?

- **Customer-Centric Approach:** Our awards and client feedback highlight our commitment to outstanding customer service. We prioritize clear communication, reliability, and addressing your needs.
- **Quality Workmanship:** We utilize advanced techniques and equipment to deliver high-quality repairs. Our innovative solutions, like the Adjustable Pier System, ensure durability and long-term stability.
- **Fair Pricing:** We provide transparent pricing and detailed estimates, helping you make informed decisions without surprises.



Chapter 7: Maintaining Your Foundation for Longevity

anything unusual, schedule a professional foundation inspection at least once a year or sooner.

Simple Preventive Tips

Taking care of your foundation can be straightforward. Here are a few easy steps you can follow:

Maintain Good Drainage: Keep gutters and downspouts clean and direct water away from your home. The ground around your house should slope away from the foundation to prevent water from pooling, especially near piers. Standing water can cause piers to sink and lead to significant problems. Make sure there are no pools of water within 15 feet of your house.

Slope the Ground: The ground around your house should slope downward and away to help water run off effectively.

Avoid Over-Watering: Adjust your lawn and shrub watering based on the weather. Apply more water in dry conditions and less in wet conditions. If you have persistent water issues, consider installing a moisture barrier or a French drain to manage water effectively.

Tree and Plant Management: Be cautious about planting trees or

Why Foundation Maintenance Matters

Think of your foundation as the base of a skyscraper—without it, everything above can't stand firm. Keeping your foundation in good shape is crucial to avoid problems and protect your home's structure. Regular maintenance helps catch issues early before they turn into costly repairs.

Get Routine Inspections

It's like getting a regular check-up for your car or health. If you notice



large shrubs too close to your home. Their roots can absorb moisture from the soil, causing it to dry out and affect your foundation.

Avoid Proximity: Don't plant trees too close to the house. Roots can damage the foundation.

Termite Inspections: Regularly inspect your home for termites and other destructive insects. These pests can damage the underside of a pier and beam foundation, leading to significant issues.

When to Seek Professional Help

If you see any of these signs, it's time to call in the experts:

- **Large or growing cracks in walls or floors**
- **Significant unevenness in your floors**
- **Doors or windows that are hard to open or close**
- **Persistent water issues around your foundation**

At Quality Foundation Repair, we help you keep your foundation strong and your home safe. Whether you need an inspection, maintenance, or repairs, our team is ready to provide expert advice and solutions.

Chapter 8: How to Choose a Foundation Repair Company

Check Credentials and Certifications

Make sure the company you choose is properly licensed and certified. This confirms they meet industry standards and are qualified to perform the work. Quality Foundation Repair is fully licensed and certified, and we take pride in our professional credentials.

Read Reviews and Testimonials

Customer reviews provide insight into the company's reputation and the quality of its work. Check online reviews and ask for testimonials from past clients. Our clients consistently praise our professionalism, customer service, and attention to detail.

Get Multiple Estimates

It's a good idea to get estimates from several companies before deciding to help you compare prices and services. Quality Foundation Repair provides free, detailed estimates to help you make an informed choice without pressure.


Evaluate Communication and Customer Service

How a company communicates with you says a lot about its service. Choose a responsive company that

Choosing the right foundation repair company is critical for ensuring your home is in good hands. Here are some tips to help you make an informed decision:

Look for Experience

Experience matters when it comes to foundation repair. Look for a company with a solid track record in handling foundation issues. At Quality Foundation Repair, our team offers over 70 years of combined experience to guarantee top-notch service on every project.



answers your questions thoroughly and keeps you informed throughout the process. Our team at Quality Foundation Repair is known for its excellent communication and customer service.

Confirm the Company's Process and Methods

Ask about the company's repair methods and processes. Confirm that they use up-to-date techniques and equipment. We use state-of-the-art technology and proven strategies to effectively address and resolve foundation issues.



Chapter 9: Next Steps for Your Foundation Repair

Review Your Repair Plan

After the inspection, we'll provide you with a comprehensive repair plan and cost estimate. Review this plan carefully to understand the scope of work, our methods, and the expected timeline. Our team will explain everything in detail and answer any questions you may have.

Prepare Your Home

Before the repair work begins, make necessary preparations to ensure the process goes smoothly. This may include clearing the area around the foundation, moving furniture, and making arrangements for temporary relocation if needed.

Monitor the Repair Process

During the repair process, contact your project manager to monitor progress. We inform you at every step so you know what to expect.

Our team works efficiently to minimize disruption to your daily life.


Inspect the Completed Work

Once the repairs are complete, inspect the work to ensure it meets your expectations and the repair

Once you've decided to proceed with foundation repair, here are the following steps to ensure a smooth and successful process:

Schedule Your Inspection

The first step is to schedule a thorough foundation inspection. Our team at Quality Foundation Repair will assess the current condition of your foundation and identify any issues that need addressing. This inspection is free of charge and provides a detailed report on its state.



plan. Our team will walk you through the finished work, explain any final details, and address any remaining questions.

Understand Your Warranty

After the repair, you will receive a warranty that covers the work performed. It's important to understand the terms of the warranty and how to get support if any issues arise.

Quality Foundation Repair provides strong warranties to give you peace of mind.

Plan for Future Maintenance

To keep your foundation in good shape, schedule regular maintenance and inspections to help catch potential issues and ensure it remains solid and stable.



Quality Foundation Repair

Contact us

If you have any questions or need further assistance, don't hesitate to contact **Quality Foundation Repair** at **(512) 572-9299**.

We're here to help you every step of the way and ensure your foundation repair project succeeds.

FAQs and Cost Considerations

Frequently Asked Questions

How much does foundation repair cost?

The cost of foundation repair varies based on the extent of the damage, the type of foundation, and the specific repair methods required. Generally, repairs can range from a few thousand dollars to significantly more for extensive issues. After our inspection, we'll provide a detailed, no-obligation estimate tailored to your home's needs.

How long does foundation repair take?

The duration of repair depends on the complexity of the issues and the repair methods used. Simple repairs take just a day, while more extensive work could take several days. We strive to complete repairs efficiently while ensuring high-quality results.

Will the foundation repair damage my home?

While all foundation work involves some risk, our experienced team takes great care to minimize potential damage. Before starting the job, we thoroughly discuss the risks with you and use precise techniques to ensure your home is protected throughout the process.

Cost Considerations

When planning for foundation repair, consider the following factors:

- **Extent of Damage:** The more severe the damage, the higher the repair cost. Minor issues are generally less expensive to fix compared to major structural problems.
- **Type of Foundation:** Pier-and-beam foundations and concrete slabs have different repair methods, which can affect costs. Pier-and-beam repairs often involve more detailed work than slab repairs.
- **Repair Methods:** Various repair techniques, such as installing piers, can impact the overall cost. Based on your needs, our team will recommend the most effective and cost-efficient solution.
- **Additional Work:** Additional work may be required if repairs reveal underlying issues like water damage or pest infestation, which can influence the total cost.



Final Thoughts

Maintaining a healthy foundation is crucial for the longevity and safety of your home. At Quality Foundation Repair, our team combines over 70 years of experience with a commitment to exceptional customer service and precision. We specialize in pier and beam and concrete slab foundations, offering thorough inspections, expert repairs, and clear, detailed estimates.

We're proud of our accolades, including the Angie's List Super Service Award, an A+ Rating with the BBB, and a 5-star rating on Yelp. We aim to provide reliable and professional service to keep your foundation in top condition.

If you have any concerns about your foundation or need an inspection, please call us at (512) 572-9299. We're here to ensure your home remains stable and secure with the best possible foundation for years to come.

Thank you for considering Quality Foundation Repair. We look forward to helping you with all your foundation needs.



**Building
the future.
Restoring
the past.**